

NOTES:

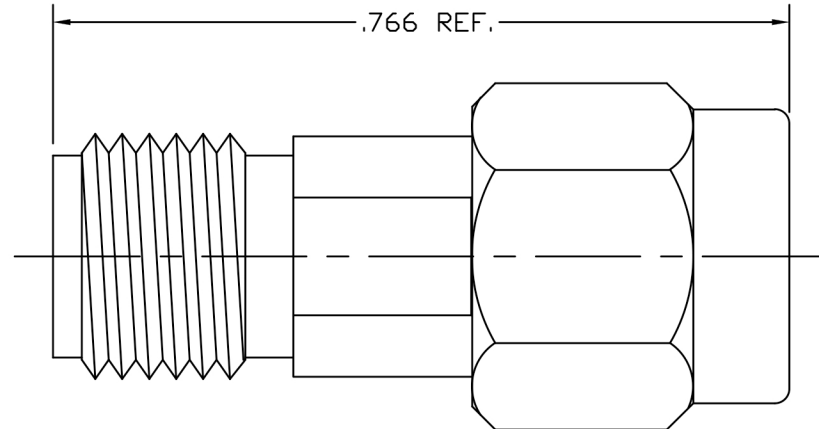
Materials: SST. corrosion-resistant, Non Magnetic 303, per ASTM A484 and A582. Beryllium Copper per ASTM-B-196, QQ-C-530 Rexolite 1422



Finish: Center Conductors and solder components shall be plated per MIL-G-45204 Type II, Class 1 over Nickel plate per QQ-N-290. Body and Body components shall be passivated per ASTM A380.

Frequency: DC-34.5 GHz

VSWR: 1.25 TO 34.5 GHz

Insertion Loss: $.05\sqrt{\text{Frequency}}$



LTR	DESCRIPTION	DATE	APPR.	DRAWN <i>LMW</i>	CHECKED	 5214 Bonsai Street, Moorpark, CA 93021 (888) 498-3242 • www.hasco-inc.com
-	REL	05/03		APPR.	SCALE	
				UNLESS OTHERWISE SPECIFIED: 1. REMOVE ALL BURRS 2. BREAK ALL CORNERS & EDGES .005 R. MAX 3. CHAMFER 1st & LAST THREADS 45° 4. SURFACE FINISHED 32√ UNLESS OTHERWISE SPECIFIED. 5. DIAMETERS ON COMMON CENTERS TO BE CONCENTRIC WITHIN .002 T.I.R. 6. ALL DIMENSIONS ARE AFTER PLATING.		MATERIAL FINISH TITLE 3.5mm PLUG TO 3.5mm JACK
				DIMENSIONS ARE IN INCHES TOLERANCES DECIMALS FRACTIONAL ANGULAR .X ±.030 ° ±1°0' .XX ±.010 ' ±15' .XXX +.005 '		
						SIZE FSCM NO. SHEET DWG. NO.  0T8L4 1 35P-35J-MF