

Part No:

HA40A2-05



HASCO, INC
COMPONENTS DISTRIBUTOR



*5 dB - Fixed Attenuator 2.92 mm Male To 2.92mm Female Up To 40 GHz
Rated To 2 Watts with Passivated Stainless Steel Body*

Electrical

- Frequency Range DC - 40 GHz
- VSWR DC - 26.5 GHz 1.30:1
26.5 - 40 GHz 1.40:1
- Impedance 50 Ohms
- Power 2 Watt @ 25°C
Derates Linearly to 10% @125°C
- Power Peak 500 Watts
5μSec PW 0.10% Duty Cycle

Environmental Data

- Temperature Range -55°C - +125°C

Material

- Outer Conductors Passivated Stainless Steel
- Center Conductor Gold Plated BeCu
- Dielectric High Temperature Plastic Bead

**dB Value	PART NO.	ATTENUATION	
		DC-26.5	26.5-40
1	HA40A2-01	± 0.5	±0.80
2	HA40A2-02	± 0.5	±0.80
3	HA40A2-03	± 0.5	±0.80
4	HA40A2-04	± 0.5	±0.80
5	HA40A2-05	± 0.5	±0.80
6	HA40A2-06	± 0.5	±0.80
7	HA40A2-07	± 0.5	±0.80
8	HA40A2-08	± 0.5	±0.80
9	HA40A2-09	± 0.5	±0.80
10	HA40A2-10	± 0.6	±1.00
20	HA40A2-20	± 0.6	±1.00
30	HA40A2-30	± 0.8	±1.00

The HASCO Fixed Attenuator **HA40A2-05** is rated to 2 Watts and operates from DC to 40 GHz. The versatile coaxial package uses 2.92 mm male to 2.92 mm female connectors.

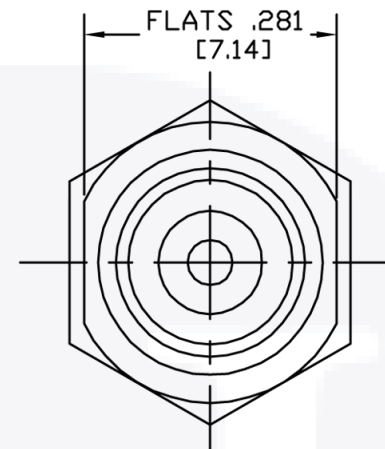
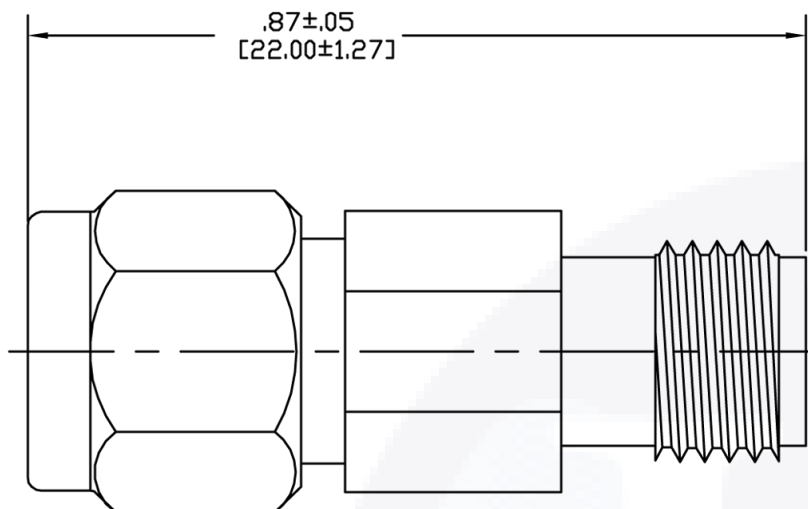
The HA40A2-05 is RoHS compliant.




RF microwave attenuators (also known as RF pads) lower the amplitude of a signal (attenuate) a known amount and can be used in a wide variety of applications. These attenuator pads are used when a signal needs to be reduced to protect measurement equipment or other circuitry, to extend the range of power meters and amplifiers, and to impedance match circuits by reducing the VSWR seen by adjacent components. RF attenuators can prevent signal overload in amplifiers, receivers and detectors, adjusting the signal level to a range that is optimal.

To view online, go to: <https://www.hasco-inc.com/attenuators/5-db-fixed-attenuator-2-92mm-male-to-2-92mm-female-up-to-40-ghz-rated-to-2-watts-with-passivated-stainless-steel-body/>

**dB Value	PART NO.	ATTENUATION DC-26.5 26.5-40	
1	HA40A2-01	± 0.5	±0.80
2	HA40A2-02	± 0.5	±0.80
3	HA40A2-03	± 0.5	±0.80
4	HA40A2-04	± 0.5	±0.80
5	HA40A2-05	± 0.5	±0.80
6	HA40A2-06	± 0.5	±0.80
7	HA40A2-07	± 0.5	±0.80
8	HA40A2-08	± 0.5	±0.80
9	HA40A2-09	± 0.5	±0.80
10	HA40A2-10	± 0.6	±1.00
20	HA40A2-20	± 0.6	±1.00
30	HA40A2-30	± 0.8	±1.00



To view online, go to: <https://www.hasco-inc.com/attenuators/5-db-fixed-attenuator-2-92mm-male-to-2-92mm-female-up-to-40-ghz-rated-to-2-watts-with-passivated-stainless-steel-body/>

LTR	DESCRIPTION	DATE	APPR.	DRAWN BY: ABC	CHECKED BY: ABC	<div><div></div><div><div>HASCO, INC</div><div>COMPONENTS DISTRIBUTOR</div></div></div> <div>5214 Bonsai Street • Moorpark, CA 93021 (888) 498-3242 • sales@hasco-inc.com www.hasco-inc.com</div>				
-	RELEASE	12/16	TAC	APPROVED BY: ABC						
				THESE DRAWINGS AND SPECIFICATIONS ARE THE PROPERTY OF HASCO COMPONENTS AND SHALL NOT BE REPRODUCED, COPIED NOR USED - IN WHOLE OR IN PART - AS THE BASIS FOR THE MANUFACTURE OR SALE OF OTHER ITEMS WITHOUT THE EXPRESS, WRITTEN PERMISSION OF HASCO COMPONENTS.		MATERIALS:	CAGE CODE:	SCALE:	SIZE:	
						SEE DATA SHEET	0T8L4	N/A	A	
						FINISHES:	PART NO./DRAWING NO.			REV:
						SEE DATA SHEET	HA40A2-05			-
THIS DRAWING IS A CONTROLLED DOCUMENT										