


Part No:

HLB055A-WP-WJ-L*

*L=Length (See Chart Below)

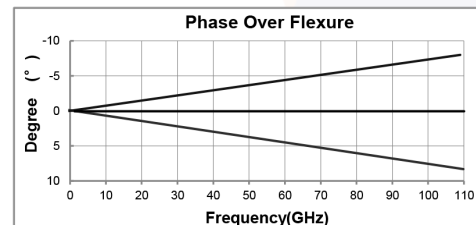
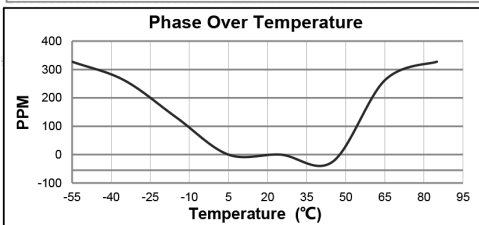
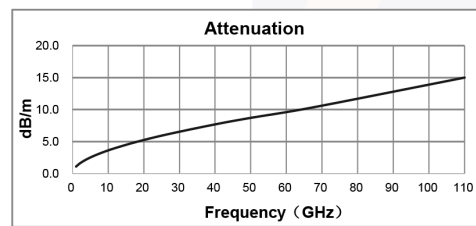
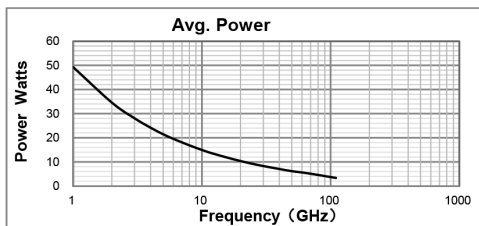


HLB055 Armored Flexible Cable Assembly with 1.0mm Male to 1.0mm Female Connectors • DC ~ 110 GHz

The HLB055 Little-110 Armored Ultra Flexible RF Cable is designed for demanding microwave interconnect requirements. They are phase and amplitude stable. This cable is well suited for dense microwave packaging with a 0.79" minimum bend radius in an 0.055" cable with stainless steel braid.

HLB055A-WP-WJ-L* Little-110 Armored Ultra Flexible RF cables are terminated with high-performance 1.0mm connectors. (Also available in 2.92mm, 2.4mm, 1.85mm, SMA, SMP and SMPM connectors.) Additional configurations available by special order.

Part #	*L	2GHz		24 GHz		40 GHz		50 GHz		67 GHz		110 GHz	
		VSWR	IL(dB)	VSWR	IL(dB)	VSWR	IL(dB)	VSWR	IL(dB)	VSWR	IL(dB)	VSWR	IL(dB)
HLB055A-WP-WJ-04	4"	1.15:1	0.3	1.30:1	1	1.35:1	1.3	1.35:1	1.5	1.40:1	1.9	1.50:1	2.6
HLB055A-WP-WJ-06	6"	1.15:1	0.4	1.30:1	1.3	1.35:1	1.7	1.35:1	2	1.40:1	2.4	1.50:1	3.3
HLB055A-WP-WJ-08	8"	1.15:1	0.5	1.30:1	1.6	1.35:1	2.1	1.35:1	2.4	1.40:1	2.9	1.50:1	4.1
HLB055A-WP-WJ-10	10"	1.15:1	0.6	1.30:1	1.9	1.35:1	2.5	1.35:1	2.9	1.40:1	3.5	1.50:1	4.9
HLB055A-WP-WJ-12	12"	1.15:1	0.7	1.30:1	2.2	1.35:1	2.9	1.35:1	3.3	1.40:1	4	1.50:1	5.6
HLB055A-WP-WJ-18	18"	1.15:1	0.9	1.30:1	3.1	1.35:1	4.1	1.35:1	4.6	1.40:1	5.6	1.50:1	7.9
HLB055A-WP-WJ-24	24"	1.15:1	1.2	1.30:1	4	1.35:1	5.2	1.35:1	6	1.40:1	7.1	1.50:1	10.2



Electrical

- Impedance: 50 Ohms
- Frequency Range: DC - 110 GHz
- VSWR: See Chart
- Insertion Loss: See Chart
- Diel. Withstanding Voltage: 500V
- Insulation Resistance: 1000MΩ

Mechanical

- Min Bend Radius: 0.79"
- Durability: 1000 cycles Min.

Environmental Data

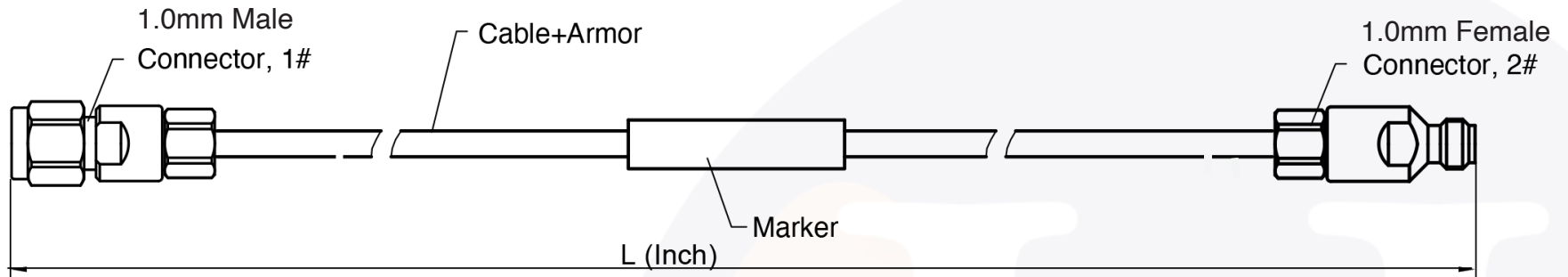
- Temperature Range: -55°C to +85°C
- The Littlebend Ultra Flexible RF cable series is RoHS Compliant.




Material

- Cable Center Conductor: Silver Plated Solid Copper
- Cable Dielectric: Foamed PTFE
- Cable Inner Shield: Silver Plated Copper Strip
- Cable Outer Shield: Silver Plated Copper Braid
- Cable Jacket: FEP
- Armor: Stainless Steel
- Connector Dielectric: PEI
- 1.0mm Body & Nut: Passivated Stainless Steel
- 1.0mm Center Contact: Gold Plated BeCu

Little-110 Armored Cable Series with 1.0mm Male to 1.0mm Female Connectors | DC - 110 GHz | Outline Drawing



LTR	DESCRIPTION	DATE	APPR.	DRAWN BY: NS	CHECKED BY: JS		by HASCO, Inc. 5214 Bonsai Street • Moorpark, CA 93021 (888) 498-3242 • sales@hasco-inc.com www.hasco-inc.com/littlebend			
-	RELEASE	03/23	TC		APPROVED BY: TC					
A	UPDATE BEND RADIUS	5/23	TC	THESE DRAWINGS AND SPECIFICATIONS ARE THE PROPERTY OF HASCO COMPONENTS AND SHALL NOT BE REPRODUCED, COPIED NOR USED - IN WHOLE OR IN PART - AS THE BASIS FOR THE MANUFACTURE OR SALE OF OTHER ITEMS WITHOUT THE EXPRESS, WRITTEN PERMISSION OF HASCO COMPONENTS.						
THIS DRAWING IS A CONTROLLED DOCUMENT						MATERIALS: SEE DATA SHEET	CAGE CODE: OT8L4	SCALE: N/A	SIZE: A	
						FINISHES: SEE DATA SHEET	PART NO./DRAWING NO. HLB055A-WP-WJ-L*		REV: A	
						*L=Length (See Chart on Page 1)				