


Part No:

HLL228R-24P-24J-L



2.4mm Male to 2.4mm Female Low Loss Ruggedized Test Cable - DC - 50 GHz

The HASCO HLL228R Series Cable is a low loss LL228 cable that operates from DC to 50 GHz. This cable series is constructed with 2.4mm Male to 2.4mm Female connectors. These cables are internally ruggedized with multi-layer copper spiral and braided armor. They offer excellent phase and amplitude stability vs. flexure. The HLL228R Series cables offer 1.35:1 max VSWR.

The HLL228R-24P-24J-L is RoHS Compliant.



HASCO offers many types and configurations of RF and microwave cable assemblies and can support most requirements, such as flexible, conformable, semi-rigid, VGA, low-loss, phase stable, armored, jacketed and more; all assembled with the highest quality RF connectors.

Electrical

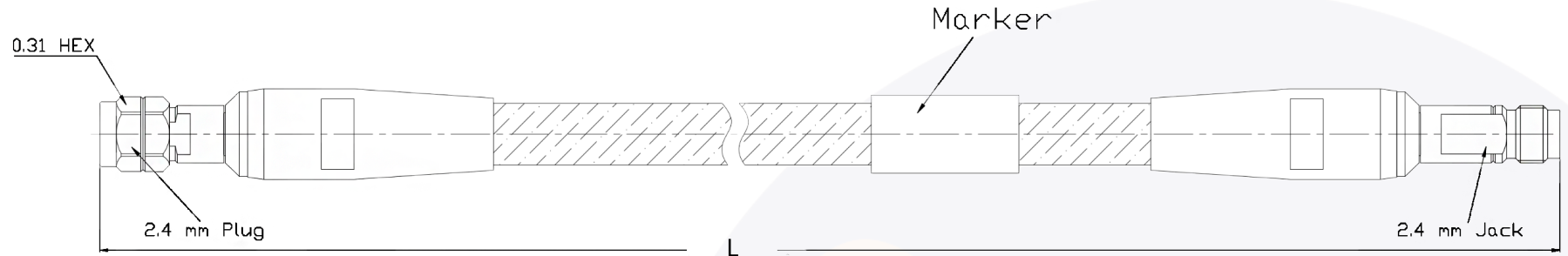
• Frequency Range	DC - 50 GHz	• Bend Radius	36mm
• VSWR	1.35:1 Max	• Impedance	50 Ohms
• Bending Phase Stability	$\leq \pm 5^\circ$ @ 50 GHz	• Durability	>5000
• Insertion Loss	$\leq 2.8 \times f(\text{GHz})$ dB	• Armor Stress Tolerance	100N / 25mm
• Phase Stability	± 0.05 dB @ 50 GHz	• Velocity	76%
• Insulation Resistance	≥ 5000 M Ω	• Screening Effectiveness	>90 dB
• Capacitance	27pf / ft = 88pf / m	• Armor Outer Diameter	5.80mm
• RF Leakage	≥ 90 dB	• Weight	.042kg / m
• Temperature Range	-55°C to 125°C		


Material

• Connector Body	Passivated Stainless Steel
• Connector Dielectric	PEI
• Connector Center Contact	Gold plated BeCu
• Cable Center Conductor	Silver plated Copper
• Cable Dielectric	LDPTFE
• Inner Shield	Silver plated flat Copper wire braid
• Middle Shield	LDPTFE
• Outer Shield	Silver plated Copper wire braid
• Jacket	FEP
• Inner Armor	Silver plated Copper
• Strengthened Shield	Silver plated Copper wire
• Anti-Twist Layer	Polyimide
• Outer Armor	PTFE Braid

Attenuation & Power Handling @ 25°C & Sea Level			
	Attenuation		Power Handling
Frequency (GHz)	dB / 100 ft	dB / 100m	Watts
1	33.2	43.8	250
3	43.1	76.4	140
6	48.2	108.8	130
12	58.5	158.1	80
18	71.6	191.8	72
26.5	88.9	234.8	66
40	113.4	291.7	60
50	123.3	328.5	56

2.4mm Male to 2.4mm Female Low Loss Ruggedized Test Cable | DC - 50 GHz | Outline Drawing



LTR	DESCRIPTION	DATE	APPR.	DRAWN BY: NS	REVIEWED BY: JS	<div><div>5214 Bonsai Street • Moorpark, CA 93021 (888) 498-3242 • sales@hasco-inc.com www.hasco-inc.com</div></div>			
-	RELEASE	8/19	TC		APPROVED BY: TC				
A	JACKET COLOR CHANGE	10/20	TC	THESE DRAWINGS AND SPECIFICATIONS ARE THE PROPERTY OF HASCO COMPONENTS AND SHALL NOT BE REPRODUCED, COPIED NOR USED - IN WHOLE OR IN PART - AS THE BASIS FOR THE MANUFACTURE OR SALE OF OTHER ITEMS WITHOUT THE EXPRESS, WRITTEN PERMISSION OF HASCO COMPONENTS.		MATERIALS: SEE DATA SHEET	CAGE CODE: 0T8L4	SCALE: N/A	SIZE: A
B	SPECIFICATION UPDATE	5/23	TC				PART NO./DRAWING NO. HLL228R-24P-24J-L	REV: B	
THIS DRAWING IS A CONTROLLED DOCUMENT									