

MODEL No.:

18270-02G

NOTE: Information herein is believed by Southwest Microwave, Inc. to be accurate. However, Southwest Microwave assumes no responsibility for any omissions or errors or inaccuracies for its use or for any infringements of patents or other rights of third parties that may result from its use. Data is intended for informational purpose only and does not constitute a contract of sale or any express or implied warranty, including any warranty of merchant ability or fitness for a particular purpose.

- 6. PERFORMANCE IS DEPENDENT UPON THE SPECIFIC CABLE SELECTED AND THIRD-PARTY CABLE PREPARATION BEYOND THE CONTROL OF SOUTHWEST MICROWAVE.
- 5. SPECIFICATIONS PER SPECIFICATION SHEET 91RV61135.
- 4. CABLE TERMINATION INSTRUCTION SPEC. 91S60879.
- 3. MATERIAL AND FINISH:

3.1 MATERIALS

- 3.1.1 CENTER CONTACT, RETAINING RING: BeCu ALLOY
- 3.1.2 HOUSING, BUSHING: BRASS ALLOY
- 3.1.3 COUPLING NUT: STAINLESS STEEL
- 3.1.4 BEAD RING: (CONTACT CAPTURE) ULTEM 1000 PER ASTM D5205
- 3.1.5 GASKET: SILICONE RUBBER

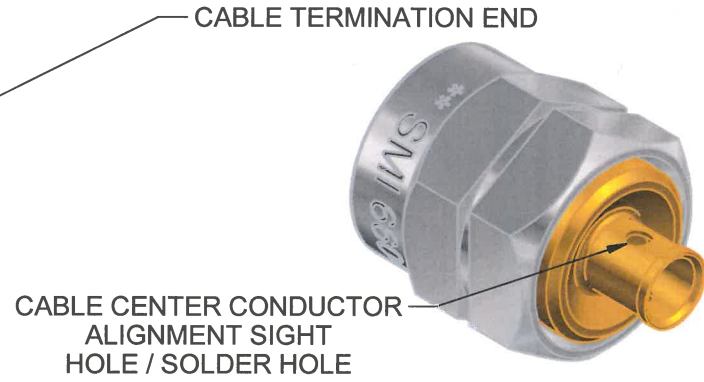
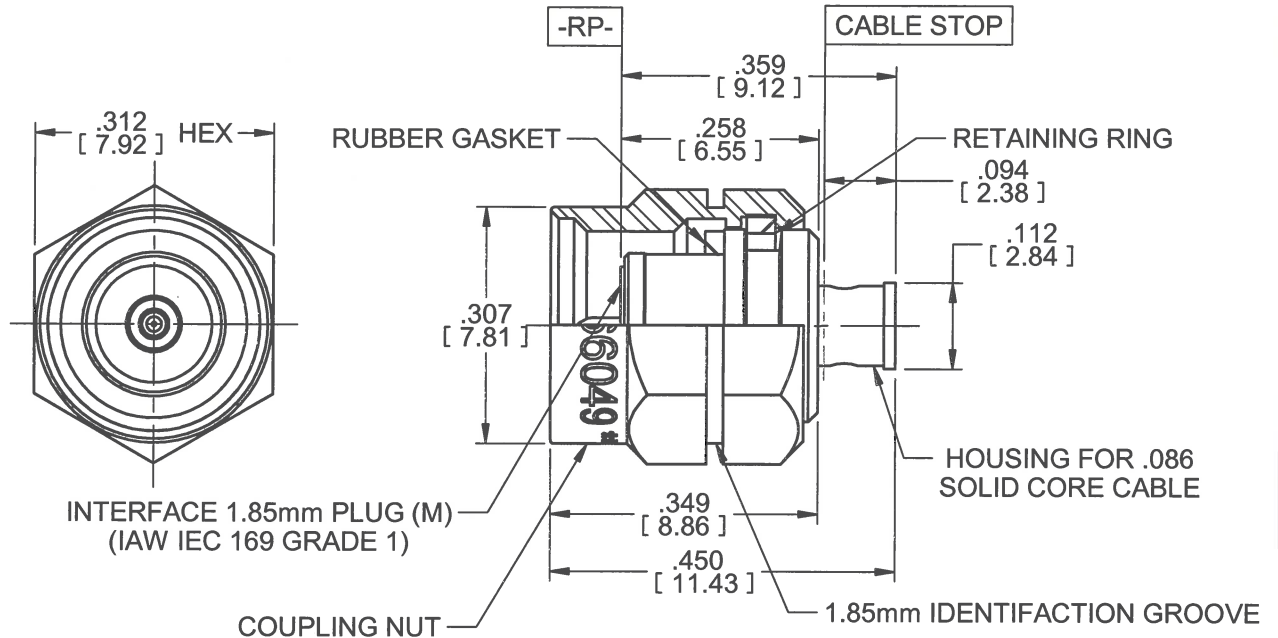
3.2 FINISHES


- 3.2.1 CENTER CONTACT, HOUSING AND BUSHING: GOLD PLATE PER MIL-DTL-45204
- 3.2.2 COUPLING NUT: PASSIVATE PER ASTM A967

2. CONNECTOR DESIGN IS COMPATIBLE WITH CURRENT MATERIAL AND PROCESS REQUIREMENTS FOR RoHS AND WEEE PER EUROPEAN COMMUNITY DIRECTIVE 2002/95/EC.

1. ALL DIMENSIONS ARE IN INCHES. ALL ANGLES ARE IN DEGREES. DIMENSIONS SHOWN IN BRACKETS [XXX] ARE IN MILLIMETERS.

NOTES: UNLESS OTHERWISE SPECIFIED.



REV: A	PRODUCTION RELEASE SAME AS SKBC3668 REV X3	DATE: 08/07/2014	APPVD: B. Clay	DATE: 8/27/14	TITLE	1.85mm, P, DS, 086SC CBL		
 Southwest Microwave, Inc. 9055 South McKemy Street Tempe, Arizona 85284-2946 Telephone (480) 783-0201 Fax (480) 783-0360					DRN BY: T. CLARE	DATE: 08/07/2014	MODEL NO. 18270-02G	REV. A
					SCALE 4:1		DWG. NO. 79RV61789	
					SHEET: 1 OF 1			