

Part No:

HWFA15-30-2.0



*30 dB - WR-15, Millimeter Waveguide, V-Band
Fixed Attenuator, Rated to 0.3 Watts, 50 GHz to 75 GHz*

The HASCO WR-15 Millimeter Waveguide Fixed Attenuator **HWFA15-30-2.0** is rated to 0.3 Watts and operates from 50 GHz to 75 GHz. This V-Band, WR-15 attenuator has a fixed attenuation value of 30 dB at center frequency and is constructed with a round UG-385/U Flange.

A Millimeter Waveguide Attenuator is a passive RF device specifically designed to reduce the power of a signal without affecting or reducing the waveform of the signal. Millimeter Waveguide Fixed Attenuators have a fixed level of attenuation - any signal input in to the system will be attenuated by the waveguide. HASCO offers a series of rectangular waveguide attenuators covering the waveguide sizes WR-10, WR-12 and WR-15 and fixed attenuation values of 3 dB, 6 dB, 10 dB, 20 dB and 30 dB

Specifications

• Frequency Range	50 - 75 GHz
• VSWR	1.15:1 Typical
• Impedence	50 Ohms
• Power	0.3 Watt
• Length	2.0 Inches
• Attenuation	30 dB (Accuracy = 0.7 dB @ 4%)
• RF Ports	WR-15 Waveguide with UG-385/U Flange

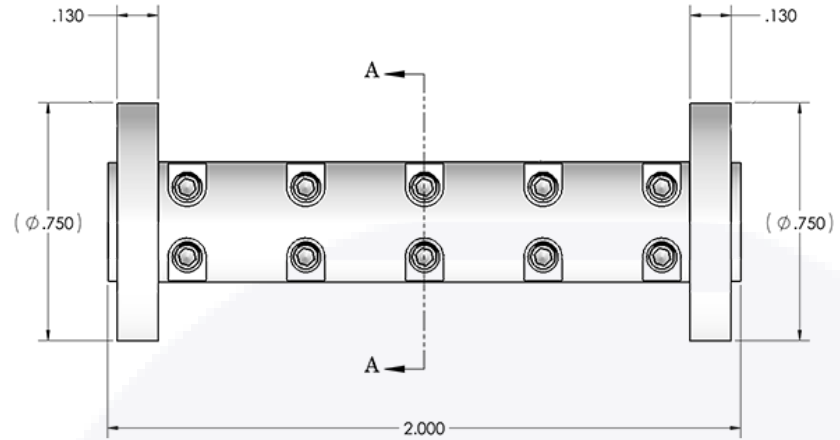
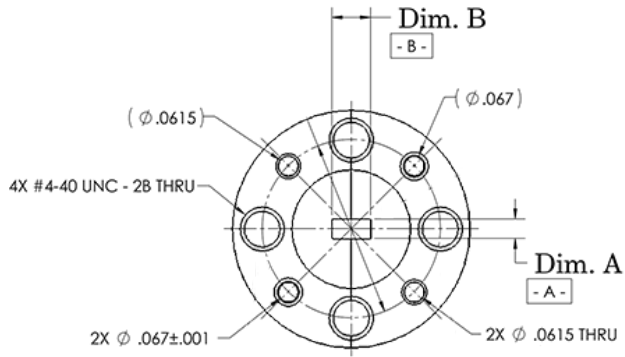
Environmental Data

• Temperature Range	0°C to +100°C
---------------------	---------------

Material


• Waveguide	075-T6 Aluminum, Electroless Nickel Under-plate/Gold Plated
• Flange	UG-385/U

To view online, go to: <https://www.hasco-inc.com/attenuators/30-db-wr-15-fixed-v-band-millimeter-waveguide-attenuator-operating-from-50-ghz-to-75-ghz-0-3-watts/>



Part No.	Dim A	Dim B
HWFA10-XX-2.0	0.050 ±.002	0.100 ±.002
HWFA12-XX-2.0	0.061 ±.002	0.122 ±.002
HWFA15-XX-2.0	0.074 ±.002	0.148 ±.002

To view online, go to: <https://www.hasco-inc.com/attenuators/30-db-wr-15-fixed-v-band-millimeter-waveguide-attenuator-operating-from-50-ghz-to-75-ghz-0-3-watts/>

LTR	DESCRIPTION	DATE	APPR.	DRAWN BY: ABC	CHECKED BY: ABC	 5214 Bonsai Street • Moorpark, CA 93021 (888) 498-3242 • sales@hasco-inc.com www.hasco-inc.com				
-	RELEASE	1/19	TAC	APPROVED BY: ABC		THESE DRAWINGS AND SPECIFICATIONS ARE THE PROPERTY OF HASCO COMPONENTS AND SHALL NOT BE REPRODUCED, COPIED NOR USED - IN WHOLE OR IN PART - AS THE BASIS FOR THE MANUFACTURE OR SALE OF OTHER ITEMS WITHOUT THE EXPRESS, WRITTEN PERMISSION OF HASCO COMPONENTS.	MATERIALS:	CAGE CODE:	SCALE:	SIZE:
							SEE DATA SHEET	OT8L4	N/A	A
							FINISHES:	PART NO./DRAWING NO.		REV:
							SEE DATA SHEET	HWFA15-30-2.0		-
THIS DRAWING IS A CONTROLLED DOCUMENT										